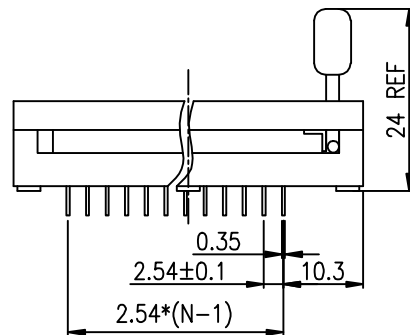
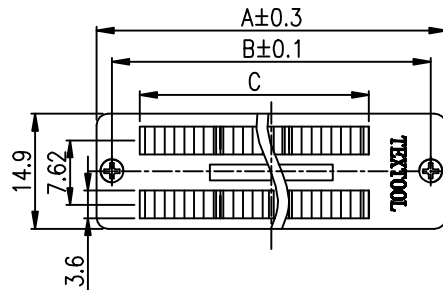
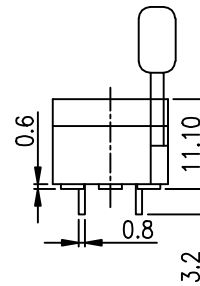


RoHS Compliant

REV.	ECN NO.	DESCRIPTION	REVISER	DATE



N:NUMBER OF CONTACTS/2



FEATURES

- . Compact mechanical construction to ensure long term life.
- . Zero insertion and extraction pressure.
- . standard 0.100(2.54mm) IC pitch,easy to mount in PC board.
- . All plastics are UL 94v-0 grade fire retardant.
- . Gold plated contact to ensure low contact resistance and long operation life.

SPECIFICATION

ELECTRICAL:

- . Rating:50VDC,100mA.
- . Contact Resistance:50mΩ Max.
- . Initial Resistance:1000MΩ Min.
- . Dielectric withstanding volatage:500VDC min. for 60 seconds.Capacitance between adjacent contacts

MECHANICAL AND ENVERONMENTAL

- . Operating:-25℃ to +70℃
- . Storage:-40℃ to +85℃
- . Operating Life:50,000 cycles(without load)
- . Humidity:95%RH,40℃ for96 Hrs.
- . Vibration:Per MIL-STD-202F,METHOD 201A
- . Solderability:After flux 230℃ for 5±0.5 Seconds,95% coverage
- . Soldering Heat:260±5℃ for 5±1 Seconds

3. PRODUCT NUMBER CODE:

TS1043 - X XXX 3

ROW Spacing
0: 0.3 and 0.6mix
3: 0.3 inch(7.62mm)
4: 0.4 inch(10.16mm)
6: 0.6 inch(15.24mm)
9: 0.9 inch(22.86mm)

Number of leads:
See table

Contact plating:

T: TIN

G: Gold Flash

Option:

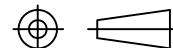
00: Blue 01:Black 07:Green

Series NO.:

DS1043

Positions	A	B	C
14	32.6	28.2	15.24
16	35.1	30.7	17.78
18	37.6	33.2	22.32
20	40.2	35.8	22.86
24	45.3	40.9	27.94
28	50.4	46.0	33.02

THIRD ANGLE PROJECTION



ALL DIMENSIONS ARE IN MM

TOLERANCE UNSPECIFIED

X. ±0.35
X.X ±0.20
X.XX ±0.15
X.XXX ±0.05
X.° ±2° X.X° ±1° X.XX° ±0.5°

DRAWN BY: FB.YANG

CHECKED BY: GH.PANG

APPROVED BY: TONY.OU

DATE: 11/09/2010

SHEET: 1 OF 1

REV.: A

SCALE: FIT

SIZE: A4

TORVEN 深圳市多维鑫电子有限公司
SHENZHEN TORVENICS ELECTRONIC CO.,LTD.

TITLE:

DIP Test Socket 0.3"

PART NUMBER:

TS1043-XX X XX 3